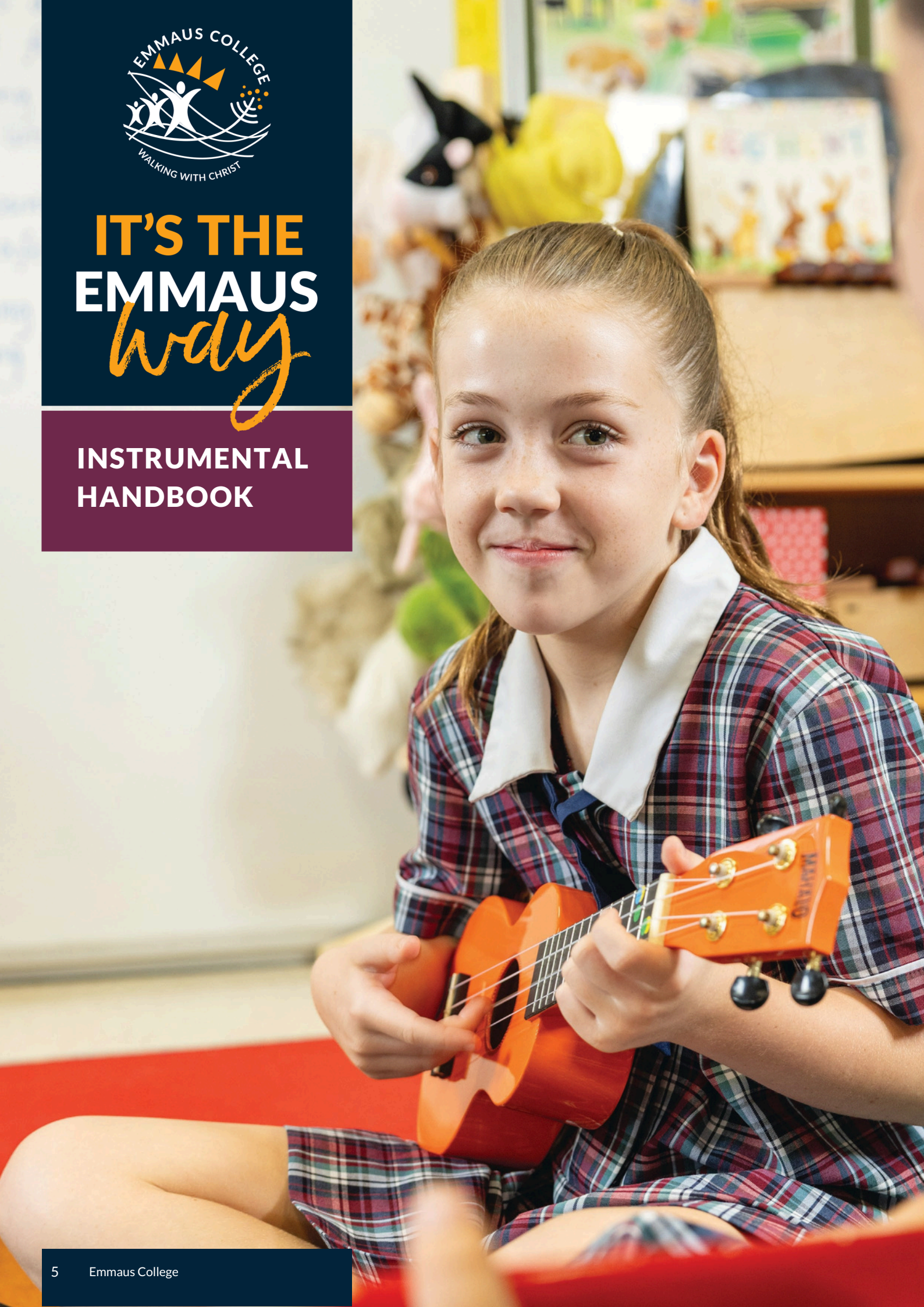




IT'S THE EMMAUS *way*

INSTRUMENTAL HANDBOOK



INSTRUMENTAL MUSIC PROGRAM

Terms and Conditions of Tuition

Welcome to Emmaus College's Instrumental Music Program. This handbook provides information, details and arrangements to help both student and parents understand what is being offered to support your son's/daughter's music development. Through commitment and practise it is hoped that you achieve your musical goals. Feedback is important to us and you are invited to contact the College at any time. The Instrumental Program at Emmaus offers excellent quality private tuition for keen and committed students in any year level. We hope that your involvement in the program will be fulfilling and enjoyable. Please read the following information carefully and keep it for reference. If your child wishes to begin learning an instrument, please return the attached enrolment form.

Broad Aims of the Instrumental Program

The aim of the instrumental program is the development of the student's musical, social and personal awareness through participation in instrumental music instruction, ensembles, rehearsals, and performances.

It is not seen as an end but rather as something that will add significantly to the quality of life both now at school and later in life. Students will be encouraged to participate in the various Emmaus College ensembles to experience the joys of music making and to stimulate their interest in music.

Instruments Taught at Emmaus College

Tuition is available to students on the following instruments:

Strings	Woodwind	Other
Violin - TBC	Flute	Piano
Viola - TBC	Clarinet	Drum Kit
Cello - TBC	Alto Saxophone	Theory of Music
Double Bass - TBC	Tenor Saxophone	Percussion
Acoustic Guitar	Fife	
Electric Guitar		
Bass Guitar		
Ukulele		

Piano

The piano is a keyboard instrument that contains a series of black and white keys. A full-size piano contains 88 keys, but some electronic keyboards contain fewer keys.



Notes are played by pressing the fingers of both hands on the keys. On a traditional piano, pressing a key causes a small hammer to strike a metal string inside of the piano, and the vibration of the string creates the sound. On electronic keyboards, pressing a key causes an electronic sensor to be switched, which then generates an electronic sound (and many sounds are available) that is then amplified and played through a speaker or headphones.

The piano is considered by many to be the *fundamental* musical instrument since all the notes are visible all at once, and that learning notes and chords is a matter of seeing the patterns of keys. Many musicians commence on the piano and use that knowledge to better understand how notes and chords work on other instruments.

Students as young as 4 or 5 years old are able to play the piano.

Guitar

The guitar is a string instrument. The strings are made of metal or nylon, depending on the type of guitar. Most guitars contain 6 strings, while some contain 12 strings. The sound is created when the strings are strummed or plucked, either with fingers or with a small plastic or metal device called a pick.



There are two basic types of guitars: acoustic and electric. Acoustic guitars are comprised of a hollow body section made of wood. When the strings are played, they vibrate. The vibration is naturally amplified by the hollow body and the sound is created.

On an electric guitar, when the strings are played, their vibration is carried to a number of electronic pickups, and the resulting signal is sent to an electronic amplifier.

The neck section of a guitar contains a fingerboard with small metal dividers called frets. These frets help guide the fingers to the correct location on each of the strings to play the desired notes.

Drums

There are many types of drums, including snare drum, tom-tom, bass drum, tympani, conga drums, bongo drums. There are also auxiliary instruments that fit into the drum/percussion family, including cymbals, gongs, mallet instruments (such as xylophone, marimba and vibraphone), tambourine and cowbell.



Drums are very dynamic instruments and there are many ways to produce sound, including hitting the drums with a stick (there are many varieties) or with hands.

Those who study drums and percussion get a full sense of the main purpose of these instruments - keeping and emphasising the beat in the music.

Fife

The fife is a member of the **woodwind** family of instruments and is made from durable ABS resin. Like the flute, the sound is created by blowing a stream of air across a small hole in the top section of the fife. Different notes are played by pressing fingers on the correct holes.

The fife, whilst being a popular instrument can also be used as a 'training flute' and will allow students to get the sound production and basic fingering patterns quickly mastered prior to progressing to the full-sized flute. By beginning on the fife, students learn the correct flute posture, hand-position and blowing technique.

An inexpensive plastic Yamaha fife (\$25-\$30) is a great way to test a child's aptitude for the flute and commitment to learning an instrument.

Students as young as 5 years old are able to play the fife.



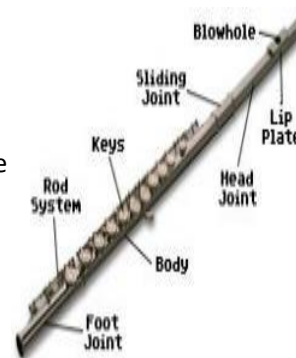
Flute

The flute is a member of the **woodwind** family of instruments. The use of the word wood dates to very early flutes that were made of wood. Today most flutes are made of metal. Some rare flutes are still made of wood.

The sound is created by blowing a stream of air across a small hole in the top section of the flute, just like blowing air across the top of a bottle to make a sound. The result is a clean, pure tone.

Different notes are played by pressing fingers on the correct keys, as well as altering the intensity of the air blown across the small hole.

The ideal starting age to learn playing the flute is 9 or 10.



Clarinet

The clarinet is also a **woodwind** instrument. Professional and intermediate level clarinets are made of wood, while student clarinets are made of ABS resin or plastic.

The sound is created by blowing air into a small mouthpiece. The underside of the mouthpiece contains a small and very thin piece of cane (a species of bamboo). This piece of cane is called a reed. As air is blown into the mouthpiece, the reed vibrates back and forth, creating the sound that travels through the clarinet.

Different notes are played by pressing fingers on the correct keys.

Note: Reeds do wear out after repeated use (a few weeks, on average), and can break easily if not properly cared for. It is recommended to carry extra reeds.

Most clarinet students begin around the age of 9 or 10.



Saxophone

The saxophone (sax for short) is another member of the **woodwind** family of instruments. Saxophones are made of brass.

Like the clarinet, the sound is made by blowing into a mouthpiece. The underside of the mouthpiece contains a reed, and the vibration of the reed creates the sound that travels through the sax. (Note: Clarinets and saxophones do **not** use the same size reeds.)

Different notes are played by pressing fingers on the correct keys.

There are several types of saxophones, and the differences relate to the size and pitch of the instrument. The most common types of saxophones are **alto** and **tenor**. The alto sax is smaller and thus, plays higher pitched notes than a tenor sax. The picture shows an alto sax.



Note: Reeds do wear out after repeated use (a few weeks, on average), and can break easily if not properly cared for.

Due to the size of the various saxophones, students around 9 or 10 years old usually commence playing the alto sax. Later, as the student gets taller, some may venture to the tenor sax. Some students may play both the alto and tenor saxes (Some also may play the clarinet and flute, as the finger positions are common amongst these instruments.)

Violin

The violin is the highest pitched member of the string family. The violin body is made of wood and its 4 strings are made of metal.

Violins come in different sizes. The largest is a full size, or 4/4 size. Smaller sizes are 3/4, 1/2, 1/4, 1/8, 1/10 and 1/16. The size chosen depends on the length of the player's arm, student's arm will have to be measured to determine the correct size.



The violin is played using a bow that is held in the right hand (see picture). The bow is a wood stick that is connected to a strand of hair from a horse's tail. When the hair is moved across the strings, the strings vibrate and create sound. Different notes are played by using different strings and pressing the left fingers on the strings.

An alternative way to produce sound is to pluck the strings with the right-hand fingers (without using the bow).

Students as young as 4 or 5 years old can play the violin.

Viola

The viola is larger than a violin and, as a result, plays lower pitched notes. The viola is played the same way as a violin (i.e., a bow is moved across the strings and the left fingers are pressed on the strings to make different notes).

As with the violin, the strings can also be plucked to produce sound.

Violas come in different sizes (measured in inches). As with the violin, the size chosen depends on the length of the player's arm.




Most viola players commence playing violin, then make the switch to viola in middle school or high school.

Cello

The cello is also a member of the string family. It looks like a large violin, and in fact its full name is violoncello. Due to its larger size, the cello plays lower pitched notes than the violin and viola.

While the cello stands on a floor peg, it is played essentially the same as a violin and viola (i.e., a bow is moved across the strings and the left fingers are pressed on the strings to make different notes - or the strings can be plucked with the fingers of the right hand).

Cellos come in different sizes; the height needs to be measured when sitting to determine the correct size. **Students in primary or middle school are the excellent age to start playing cello.**



Electric Bass

The electric bass is a string instrument that is pitched the same as an upright bass. Sound is created by plucking the strings with the right-hand fingers, and then amplifying that sound with an electronic amplifier. Most electric basses contain a series of frets on the fingerboard (just like a guitar) to help guide the left-hand fingers to the correct location to play the desired notes.



Ukulele

The ukulele is a string instrument that has its origins in Hawaii. It is a variant of a small guitar. The ukulele contains 4 strings that are strummed or plucked with the fingers.

There are several sizes of ukulele, including soprano, concert, tenor, baritone, and bass.



Lessons

Students joining the program receive one lesson per week with a specialist teacher of the student's chosen instrument. These lessons can either be a group lesson or an individual lesson. Generally, best progress is made in individual lessons. All students will be on a rotating timetable, so they do not miss the same class every week.

If a student, for any genuine reason such as being sick, a test or a very important lesson, is unable to attend their instrumental lesson, they must advise their instrumental music tutor. In most cases, with **prior notice**, an alternative lesson time **can** be arranged. However, if the student does not notify in advance, it is very difficult to make alternative lesson times. If the student forgets to come to the lesson, there is no obligation from the tutor to make up that lesson.

When a student is absent on excursions or camps, an endeavor to make up this lesson at another time will be attempted **providing we are given prior notice by the student or their parents.**

Students are expected to be punctual, attend all lessons and bring all tutor books, music and instruments to each lesson. They are expected to take responsibility for their own learning.

To be successful on one's chosen instrument, regular practise is essential. Beginning students should start with about 15 minutes a day, increasing to 30 minutes a day as they progress. One long practise session on the day of a lesson is virtually useless. Parents should ensure a set routine of practice is established at the beginning of the year.

Practise routine should include a warmup, scales, technical work, studies, and pieces (as set by the teacher) and ensemble/choir music.

Evaluation

- 🎵 Students involved in the program will be assessed at the end of each semester and a report on their progress will be placed in their portfolio or with their report cards.
- 🎵 All students will be given an instrumental practice book that is used to record lesson times, homework, and theory. Students must present this book to their teachers at the beginning of each lesson so that effective communication can be made with parents.

Music Fees

Over the past ten years, we have provided individual tuition and tuition in groups of two. During this time, we have discovered that the child who has individual tuition, progresses at a much faster rate than those in a group. In one-on-one tuition, the instrumental music teacher is only focused on **your child's needs**. Time is not divided among other students because your child is the only one in the lesson.

For the 2025 school year, students involved in the Emmaus College Instrumental Program:

- 🎵 Are required to pay \$42 for individual lessons.
- 🎵 Are required to pay \$30 per person for a group of two.
- 🎵 Music lessons are half an hour duration.
- 🎵 Lesson fees will be sent out at the beginning of each term.
- 🎵 Parents are required to pay all lesson fees as indicated – payment will be due 14 days after the invoice is issued. If there is any problem with payment, please contact the instrumental music teacher. Lesson fee arrangements are between the parents and the instrumental music teacher.
- 🎵 If payment is not made on time, lessons will be cancelled until full payment is made. Prior arrangements may be made with your music teacher if necessary.
- 🎵 **All accounts must be settled by Week 8 of each term.**
- 🎵 The instrumental teacher will follow the above fees and conditions.

Termination of Lessons

- Enrolments are expected for a minimum of one semester. Should parents decide to withdraw their child from lessons, it is necessary that notice is given to the College Reception through a *Cancellation of Enrolment* form, this will be passed onto your Instrumental Music tutor.
- Cancellation of tuition must be made in writing using the *Cancellation of Enrolment* form - **giving 4 lesson's notice**.
- Parents are encouraged to continue lessons until the end of the year for any benefits to be demonstrated.

Instruments

Hire Instruments

- The College has a limited number of brass, woodwind and string instruments available for hire to students at \$50 per term. Please contact the College for details.
- Students may be asked at any time to return the instrument for inspection.
- If the instrument is damaged in any way, students are to inform their Instrumental Music tutor and return the instrument immediately for repair.
- Students are responsible for supplying their own accessories for the instrument on hire e.g. strings, reeds, valve oil, cleaning cloths etc.
- In order to give all students a chance to hire, instruments will be offered to new instrumental students as a priority for their first year. After this time students may not have an instrument available to hire.

Where to Buy Your Musical Equipment?

Music Spot

- 129 Browns Plains Rd, Browns Plains Ph: 3800 5229 info@musicspot.com.au

Collective Musical Activities

There are many opportunities that become available throughout the year for instrumental music students to be involved in Musical activities. These may include:

- Choirs P-6 & 7-12
- Stage Band Ensemble
- Rock Band
- Music Ministry
- Bi-Annual Musical

These activities will be advertised to students via notices and newsletters and students are encouraged to show interest and take part. Any costs involved will be advised to parents at the time of expressions of interest.

Uniforms

Performance uniforms for the College Choirs and Ensemble are as follows:


- ♪ Long black formal pants – no jeans or leggings
- ♪ Black formal shoes with black socks
- ♪ Emmaus Music polo shirt – available from the Uniform Shop
- ♪ Hair at or below the shoulders must be tied back

Students are to arrive and depart from all concert venues in full performance uniform. Under no circumstances are students to be out of uniform or in partial uniform. For general enquires please contact the College on 5547 9990 or email psjimboomba@bne.catholic.edu.au

Contact Details

For enquiries regarding lessons and payments please contact the appropriate teacher listed below.

<i>Tutor Name</i>	<i>Instrument</i>
Clairice Somerset somersetmusicstudio@gmail.com 0405 061 369	Woodwind and Piano
Angus Davidson gusto4207@gmail.com 0434 551 033	Guitar and Bass Guitar
Brian Foulds brian.john75@hotmail.com 0433 846 311	Drums
Emily Park crayon.emily.35@gmail.com 0412 617 119	Piano



Instrumental Music Enrolment Form

Student's Name _____ Class _____

Parent's Name _____

Address _____

Postcode _____

Home Phone No: _____ Work/Mobile: _____

E-mail address: _____

Are you a continuing student from last year? Yes ☐ No ☐

☐ Individual Lessons
(Recommended) _____
(Please indicate instrument)

☐ Group Lessons of Two _____
(Please indicate instrument)

My child requires the use of a school hire instrument.
(Drums, piano/keyboard and guitar **are not available** for hire) Yes ☐ No ☐

Do you own or will you be purchasing your own instrument? Yes ☐ No ☐

**STUDENTS MUST REMAIN IN THE PROGRAM
FOR AT LEAST ONE SEMESTER**

For refunds to be considered, four lesson's notice in writing via the *Cancellation of Enrolment* form is required for students withdrawing from the program.

We have read the Instrumental Music Handbook and agree to abide by the guidelines as set out in this document including joining one of the College ensembles.



Parent's Signature: _____

Date: _____

Student's Signature: _____

Please complete and return this form to the College Office.

IT'S THE EMMAUS *way*

EMMAUS COLLEGE JIMBOOMBA

ADDRESS : 48 East Street Jimboomba, QLD 4280
POST : PO Box 539 Jimboomba, QLD 4280
EMAIL : psjimboomba@bne.catholic.edu.au
PHONE : 07 5547 9990
WEB : www.emmausjimboomba.qld.edu.au